

Benefits:

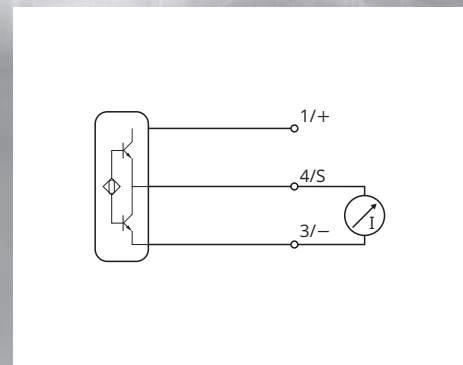
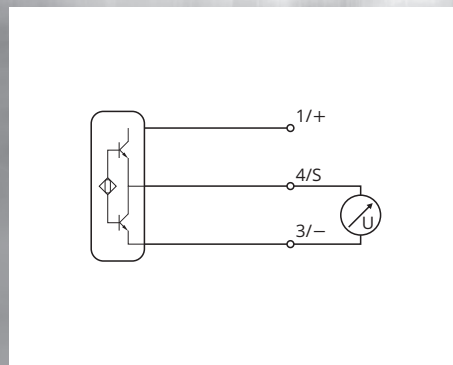
- ▶ Extra high measuring distances
- ▶ Excellent temperature stability
- ▶ Voltage output 10...0 V_{DC}
- ▶ Current output 20...0 mA *and* 20...4 mA, 0...20 mA, 4...20 mA

Vorteile:

- ▶ Extra hohe Messabstände
- ▶ Hervorragende Temperaturstabilität
- ▶ Spannungsausgang 10...0 V_{DC}
- ▶ Stromausgang 20...0 mA *und* 20...4 mA, 0...20 mA, 4...20 mA

Data sheets are available on <http://xecro.com>.

Datenblätter sind auf <http://xecro.com> verfügbar.



All devices of this section may not be used if the safety of persons rely on their faultless function!

Alle Geräte dieses Abschnittes dürfen nicht verwendet werden, wenn die Sicherheit von Personen von deren fehlerlosen Funktion abhängt!

A close-up photograph showing a silver metal ruler and a purple plastic ruler. The metal ruler is positioned above the purple ruler, and they are both used for precise measurement. The purple ruler has markings in millimeters and centimeters, with the number '10' clearly visible. The metal ruler also has markings, with the number '0' visible. The background is a soft, out-of-focus white.

Inductive Sensors 3-Wire DC Analog Output

XECRO sensors with analog output are able to measure precisely distances to metal objects. They are ideal for positioning, distance measurement, metal classification, or comparable applications. Analog current or voltage outputs are available with extended sensing distances in sizes ranging from M8 to M30.

Sensoren von XECRO mit Analogausgang können Abstände zu metallischen Objekten präzise messen. Sie sind ideal zur Positionseinstellung, Abstandsmessung, Metallunterscheidung oder ähnlichen Aufgaben. Analoge Strom- oder Spannungsausgänge mit erweitertem Schaltabstand gibt es in den Baugrößen M8 bis M30.

Inductive Proximity Switch 3-Wire DC Analog Output

Induktive Näherungsschalter 3-Leiter DC Analogausgang

flush
bündig
M8×1 | 0.6...3 mm



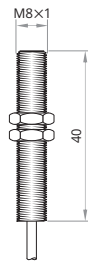
flush
bündig
M8×1 | 0.6...3 mm



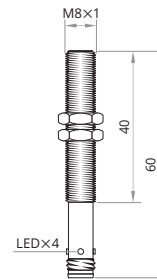
non-flush
nicht bündig
M8×1 | 1.1...6 mm



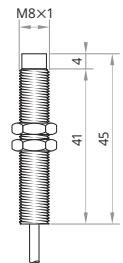
extended
erweitert



extended
erweitert



extended
erweitert



Sensing distance S_n	Schaltabstand S_n	0.6...3 mm	0.6...3 mm	1.1...6 mm
Operating voltage	Betriebsspannung	19...30 V _{DC}	19...30 V _{DC}	19...30 V _{DC}
Reverse polarity protection	Verpolungsschutz	built-in integriert	built-in integriert	built-in integriert
Current load capability	Ausgangsbelastbarkeit	<25 mA	<25 mA	<25 mA
Load resistor	Lastwiderstand	U: >2 kΩ, I: 400 Ω	U: >2 kΩ, I: 400 Ω	U: >2 kΩ, I: 400 Ω
Output characteristics*	Ausgangsverhalten*	10...0 V	10...0 V	10...0 V
Output sequence freq.	Ausgangsfolgefrequenz	100 Hz	100 Hz	100 Hz
Reduction factors	Reduktionsfaktoren	Alu 0.45 · Brs 0.50 · SS 0.85	Alu 0.45 · Brs 0.50 · SS 0.85	Alu 0.45 · Brs 0.50 · SS 0.85
Operating temperature	Betriebstemperatur	0...+70 °C	0...+70 °C	0...+70 °C
Protection class	Schutzklasse	IP67	IP67	IP67
Sensing face material	Sensorflächenwerkstoff	POM	POM	POM
Housing material	Gehäusewerkstoff	SS304 V2A	SS304 V2A	brass Messing
Connection	Anschluss	PVC, ultra-flex	conn. M8 Stecker M8	PVC, ultra-flex
Article code 10...0 V	Artikelcode 10...0 V	IA8-S3V010-N2P	IA8-S3V010-N8	IA8-N6V010-N2P
Article code 20...0 mA	Artikelcode 20...0 mA	IA8-S3I020-N2P	IA8-S3I020-N8	IA8-N6I020-N2P
Article code 20...4 mA	Artikelcode 20...4 mA	IA8-S3I420-N2P	IA8-S3I420-N8	IA8-N6I420-N2P

Mind O≠0, I≠I≠1, S≠5, B≠8.

O≠0, I≠I≠1, S≠5, B≠8 beachten.

* The output characteristics can be reversed upon request.

* Das Ausgangsverhalten kann auf Anfrage umgekehrt werden.

non-flush
nicht bündig
M8x1 | 1.1...6 mm



flush
bündig
M12x1 | 0.6...6 mm



flush
bündig
M12x1 | 0.6...6 mm



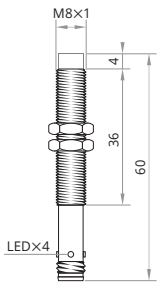
non-flush
nicht bündig
M12x1 | 3.1...10 mm



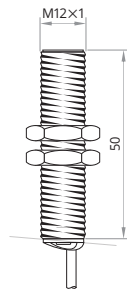
non-flush
nicht bündig
M12x1 | 3.1...10 mm



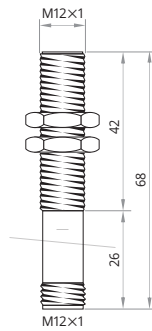
extended
erweitert



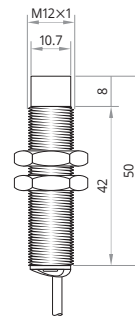
extended
erweitert



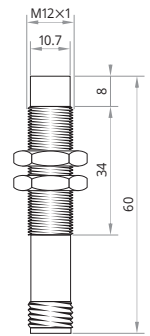
extended
erweitert



extended
erweitert



extended
erweitert



1.1...6 mm

19...30 V_{DC}
built-in integriert
<25 mA
U: >2 kΩ, I: 400 Ω
10...0 V
100 Hz
Alu 0.45 · Brs 0.50 · SS 0.85
0...+70 °C
IP67
POM
brass Messing
conn. M8 Stecker M8
IA8-N6V010-N8
IA8-N6I020-N8
IA8-N6I420-N8

0.6...6 mm

19...30 V_{DC}
built-in integriert
<25 mA
U: >2 kΩ, I: 400 Ω
10...0 V
100 Hz
Alu 0.45 · Brs 0.50 · SS 0.85
0...+70 °C
IP67
POM
brass Messing
PVC, ultra-flex
IA12-S6V010-N2P
IA12-S6I020-N2P
IA12-S6I420-N2P

0.6...6 mm

19...30 V_{DC}
built-in integriert
<25 mA
U: >2 kΩ, I: 400 Ω
10...0 V
100 Hz
Alu 0.45 · Brs 0.50 · SS 0.85
0...+70 °C
IP67
POM
brass Messing
conn. M12 Stecker M12
IA12-S6V010-N12
IA12-S6I020-N12
IA12-S6I420-N12

3.1...10 mm

19...30 V_{DC}
built-in integriert
<25 mA
U: >2 kΩ, I: 400 Ω
10...0 V
100 Hz
Alu 0.45 · Brs 0.50 · SS 0.85
0...+70 °C
IP67
POM
brass Messing
PVC, ultra-flex
IA12-N10V010-N2P
IA12-N10I020-N2P
IA12-N10I420-N2P

3.1...10 mm

19...30 V_{DC}
built-in integriert
<25 mA
U: >2 kΩ, I: 400 Ω
10...0 V
100 Hz
Alu 0.45 · Brs 0.50 · SS 0.85
0...+70 °C
IP67
POM
brass Messing
conn. M12 Stecker M12
IA12-N10V010-N12
IA12-N10I020-N12
IA12-N10I420-N12

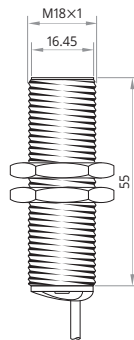
Inductive Proximity Switch 3-Wire DC Analog Output

Induktive Näherungsschalter 3-Leiter DC Analogausgang

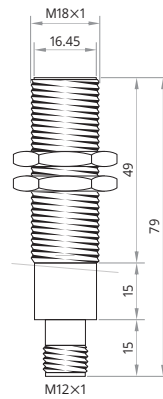
flush bündig flush bündig non-flush nicht bündig
M18×1 | 3.1...10 mm M18×1 | 3.1...10 mm M18×1 | 7.3...20 mm



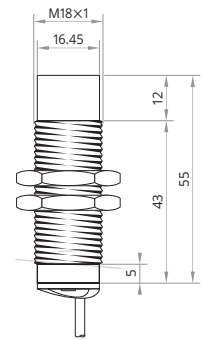
extended
erweitert



extended
erweitert



extended
erweitert



Sensing distance S_n	Schaltabstand S_n	3.1...10 mm	3.1...10 mm	7.3...20 mm
Operating voltage	Betriebsspannung	19...30 V _{DC}	19...30 V _{DC}	19...30 V _{DC}
Reverse polarity protection	Verpolungsschutz	built-in integriert	built-in integriert	built-in integriert
Current load capability	Ausgangsbelastbarkeit	<25 mA	<25 mA	<25 mA
Load resistor	Lastwiderstand	U: >2 kΩ, I: 400 Ω	U: >2 kΩ, I: 400 Ω	U: >2 kΩ, I: 400 Ω
Output characteristics*	Ausgangsverhalten*	10...0 V	10...0 V	10...0 V
Output sequence freq.	Ausgangsfolgefrequenz	100 Hz	100 Hz	100 Hz
Reduction factors	Reduktionsfaktoren	Alu 0.45 · Brs 0.50 · SS 0.85	Alu 0.45 · Brs 0.50 · SS 0.85	Alu 0.45 · Brs 0.50 · SS 0.85
Operating temperature	Betriebstemperatur	0...+70 °C	0...+70 °C	0...+70 °C
Protection class	Schutzklasse	IP67	IP67	IP67
Sensing face material	Sensorflächenwerkstoff	POM	POM	POM
Housing material	Gehäusewerkstoff	brass Messing	brass Messing	brass Messing
Connection	Anschluss	PVC, ultra-flex	conn. M12 Stecker M12	PVC, ultra-flex
Article code 10...0 V	Artikelcode 10...0 V	IA18-S10V010-N2P	IA18-S10V010-N12	IA18-N20V010-N2P
Article code 20...0 mA	Artikelcode 20...0 mA	IA18-S10I020-N2P	IA18-S10I020-N12	IA18-N20I020-N2P
Article code 20...4 mA	Artikelcode 20...4 mA	IA18-S10I420-N2P	IA18-S10I420-N12	IA18-N20I420-N2P

Mind O≠0, I≠1, S≠5, B≠8.

O≠0, I≠1, S≠5, B≠8 beachten.

* The output characteristics can be reversed upon request.

* Das Ausgangsverhalten kann auf Anfrage umgekehrt werden.

non-flush nicht bündig M18×1 | 7.3...20 mm flush bündig M30×1.5 | 7.3...20 mm flush bündig M30×1.5 | 7.3...20 mm non-flush nicht bündig M30×1.5 | 17.6...40 mm non-flush nicht bündig M30×1.5 | 17.6...40 mm



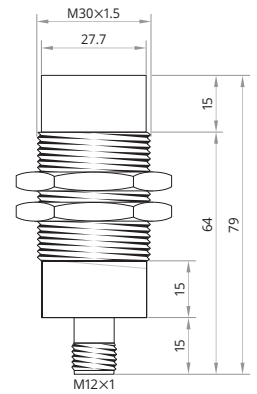
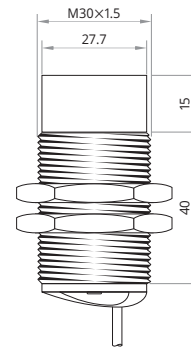
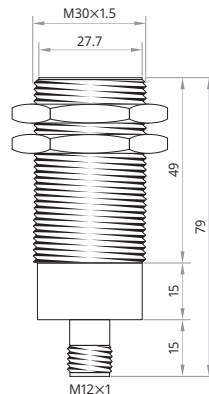

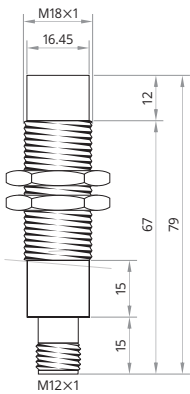
extended erweitert

extended erweitert

extended erweitert

extended erweitert

extended erweitert



7.3...20 mm	7.3...20 mm	7.3...20 mm	17.6...40 mm	17.6...40 mm
19...30 V _{DC}	19...30 V _{DC}	19...30 V _{DC}	19...30 V _{DC}	19...30 V _{DC}
built-in integriert	built-in integriert	built-in integriert	built-in integriert	built-in integriert
<25 mA	<25 mA	<25 mA	<25 mA	<25 mA
U: >2 kΩ, I: 400 Ω	U: >2 kΩ, I: 400 Ω	U: >2 kΩ, I: 400 Ω	U: >2 kΩ, I: 400 Ω	U: >2 kΩ, I: 400 Ω
10...0 V	10...0 V	10...0 V	10...0 V	10...0 V
100 Hz	100 Hz	100 Hz	100 Hz	100 Hz
Alu 0.45 · Brs 0.50 · SS 0.85	Alu 0.45 · Brs 0.50 · SS 0.85	Alu 0.45 · Brs 0.50 · SS 0.85	Alu 0.45 · Brs 0.50 · SS 0.85	Alu 0.45 · Brs 0.50 · SS 0.85
0...+70 °C	0...+70 °C	0...+70 °C	0...+70 °C	0...+70 °C
IP67	IP67	IP67	IP67	IP67
POM	POM	POM	POM	POM
brass Messing	brass Messing	brass Messing	brass Messing	brass Messing
conn. M12 Stecker M12	PVC, ultra-flex	conn. M12 Stecker M12	PVC, ultra-flex	conn. M12 Stecker M12
IA18-N20V010-N12	IA30-S20V010-N2P	IA30-S20V010-N12	IA30-N40V010-N2P	IA30-N40V010-N12
IA18-N20I020-N12	IA30-S20I020-N2P	IA30-S20I020-N12	IA30-N40I020-N2P	IA30-N40I020-N12
IA18-N20I420-N12	IA30-S20I420-N2P	IA30-S20I420-N12	IA30-N40I420-N2P	IA30-N40I420-N12